



Erasmus+ Key Action 1: Higher education student and staff mobility between Programme and Partner Countries (International Credit Mobility)

Results of the 2015 Call

Results from the 2015 Call

Following the 2015 Call for Proposals, the 33 National Agencies for Erasmus+ will be signing grant agreements with over **600 higher education institutions** (HEIs) in Programme Countries¹. The **€110 million** overall grant will fund over **25,000 individual mobilities** to and from Europe. Under these EU-funded projects, over 17,500 non-European nationals will come to study, teach or train in Programme Countries, while over 7,500 European nationals will go to Partner Countries. Overall, the selected projects plan that some 60% of the mobility will be for students and 40% for staff. A final update will be provided in January 2016 once the final results of the selection are confirmed.

2015 Call overview

The European Commission is very pleased with the positive responses from higher education institutions (HEIs) around Europe to this first call for international credit mobility. The action is relatively complex. We had 10 different budget envelopes in 2015 (and 11 in 2016!) and at least three different sets of rules for how these budgets could be used. It is a testament to HEIs around Europe that there was so much demand for this new action, despite the complexity.

Following the first deadline for applications in March 2015, we noticed uneven demand compared to the budgets available. Some regions, like North America, Latin America and most parts of Asia were universally popular in all European countries. Other neighbourhood regions like the Western Balkans had only modest demand and relatively generous budgets. With more than €30 million unspent after the March deadline, the Commission decided to open a second round of applications in September 2015. The results are encouraging with good take up in most European countries.

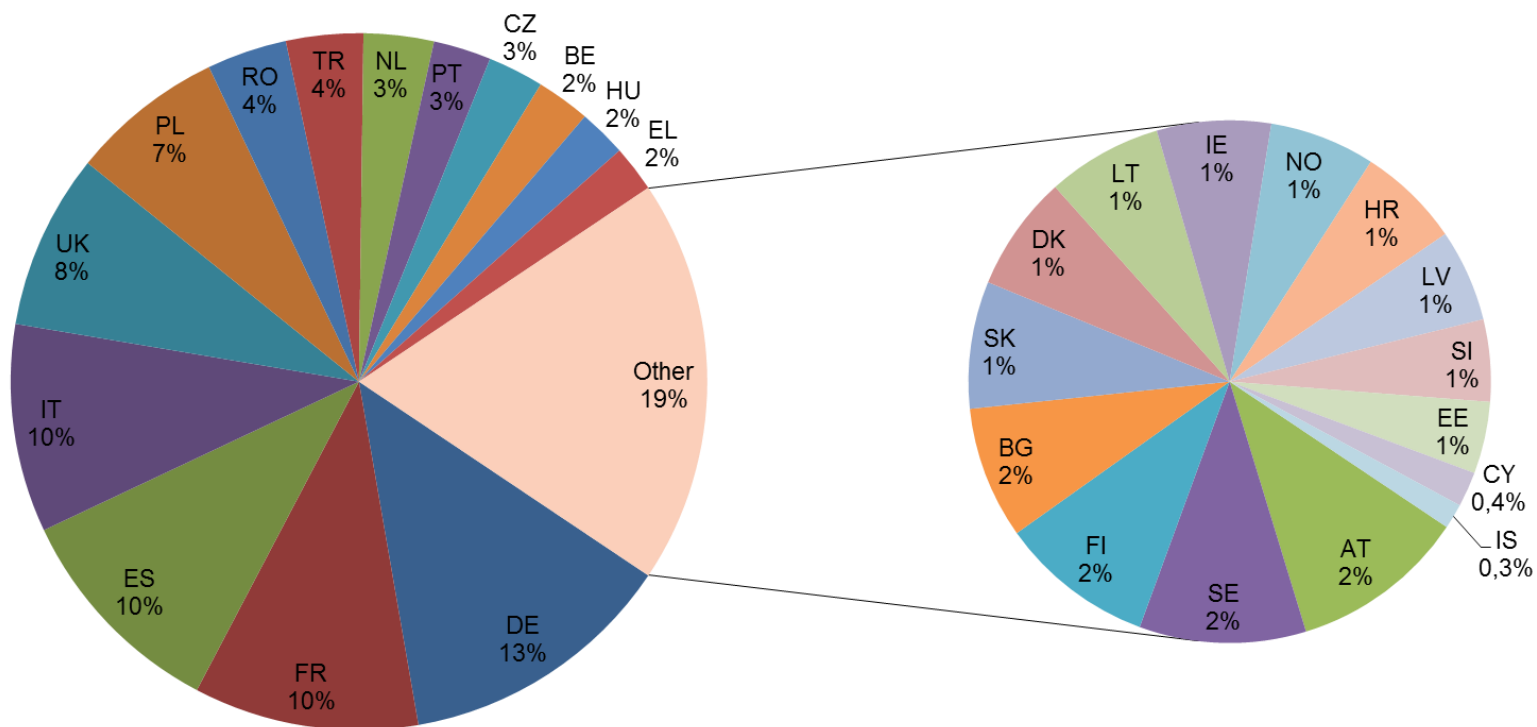
Looking ahead to 2016

The relative sizes of the different budget envelopes will not change over the lifetime of Erasmus+. Our feeling is that the HEIs have understood that we have five times as much budget for the South-Mediterranean countries for example, as we have for either North America or Latin America. The second round of applications in 2015 helped to reinforce this message about different budget sizes and we hope that we will only need one application round in 2016.

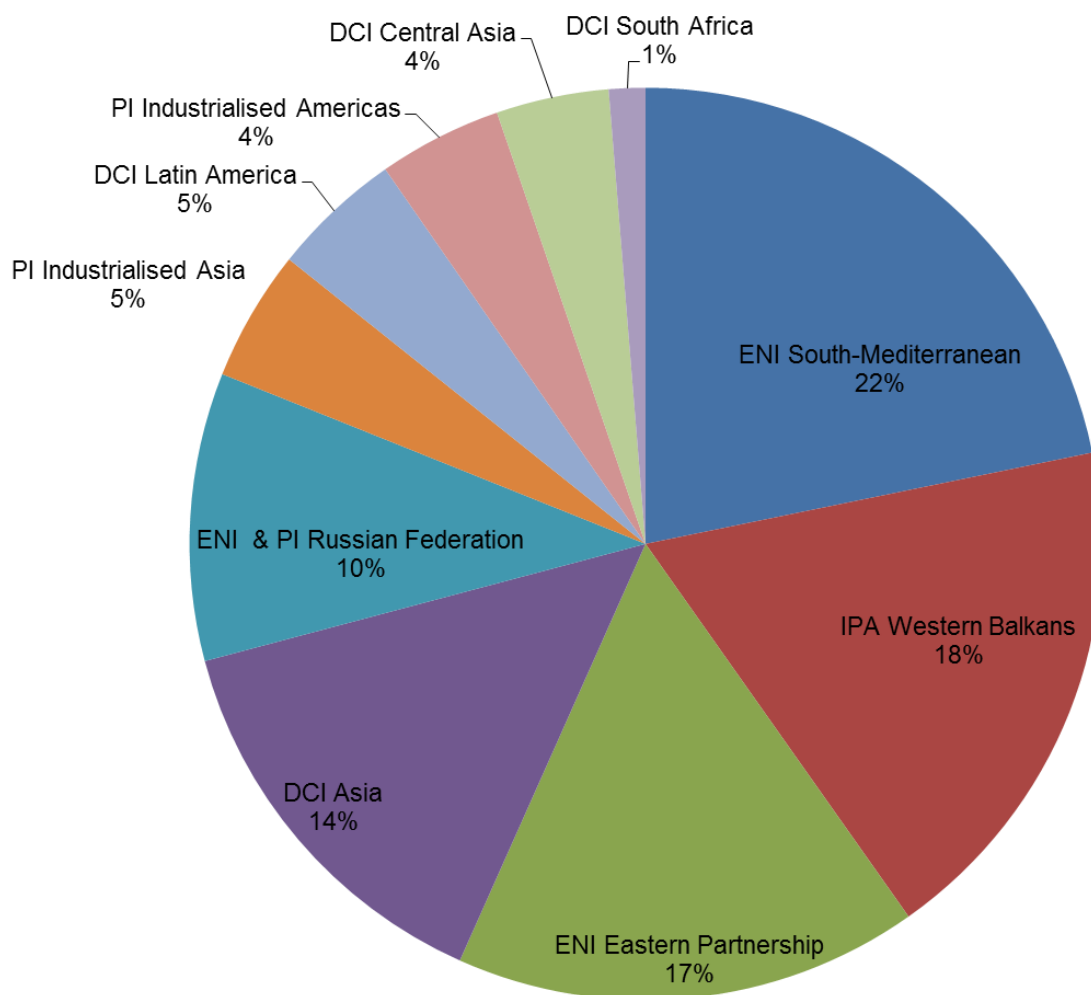
In addition, we have a new budget for **African Caribbean and Pacific Countries** in 2016 for the first time. It is a modestly sized budget, around the size of the Latin America budget, and covers a lot of countries, and we know that there will be enthusiasm to partner with these new countries.

¹ The 33 Programme Countries are: the 28 EU Member States, Iceland, Liechtenstein, Norway, the former Yugoslav Republic of Macedonia and Turkey. Partner Countries are all the other countries in the world. For a complete list of Partner Countries, see the Erasmus+ Programme Guide.

**Split of total budget by Programme Country:
€121 million (2015), €761 million (2015-2020)**

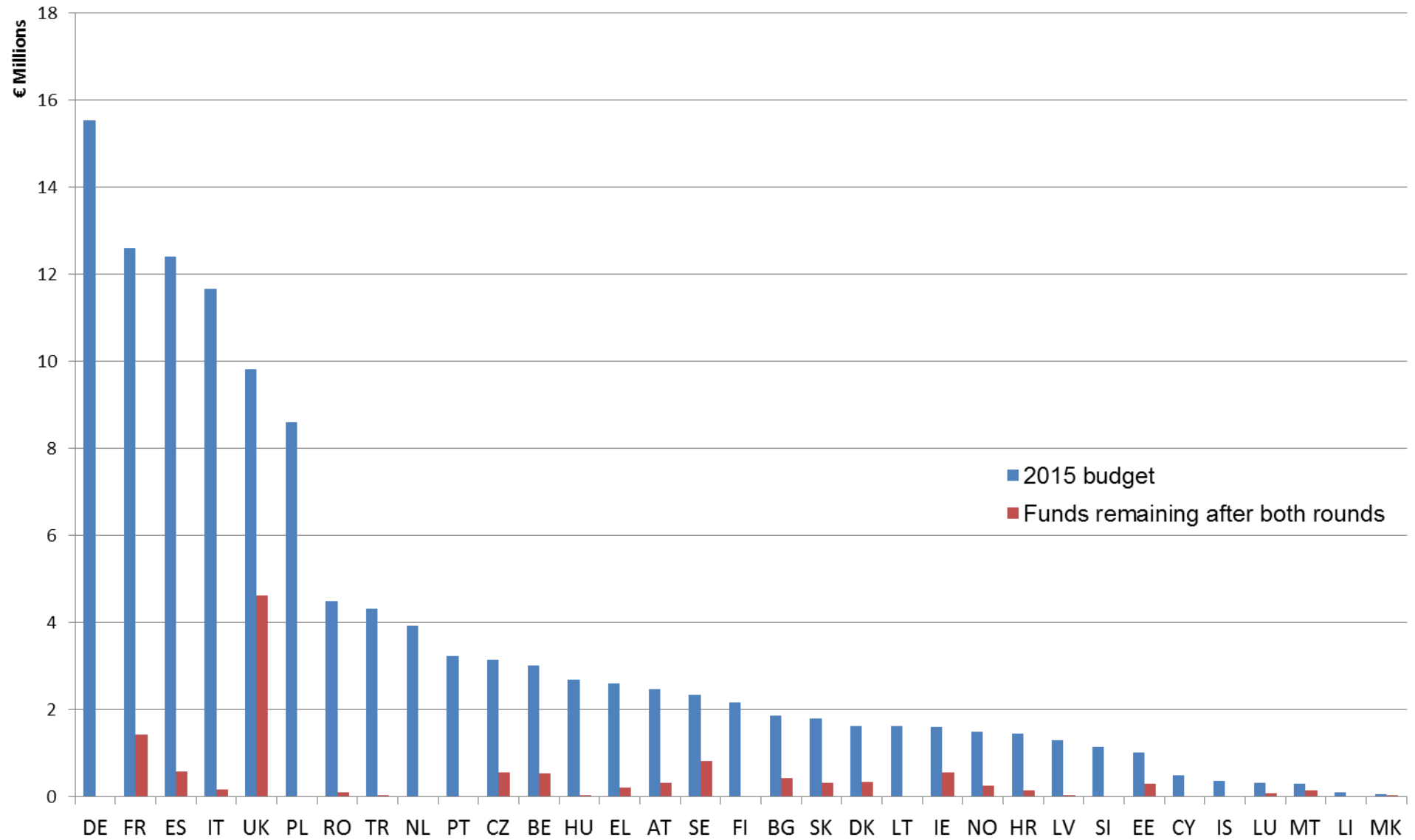


...and by budget envelope



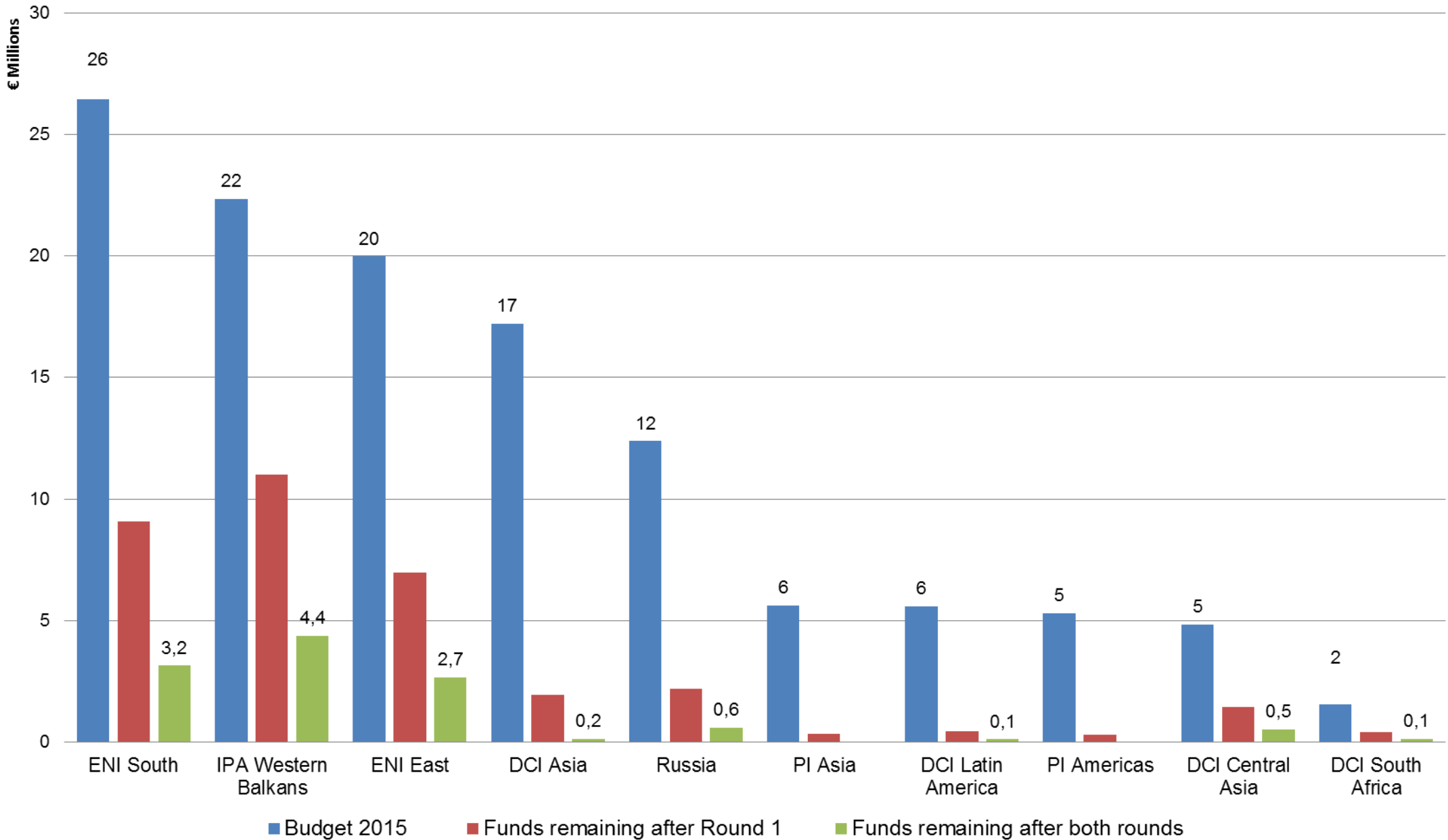
2015 budget consumption by Programme Country

€121 million available, €10 million remaining after both rounds

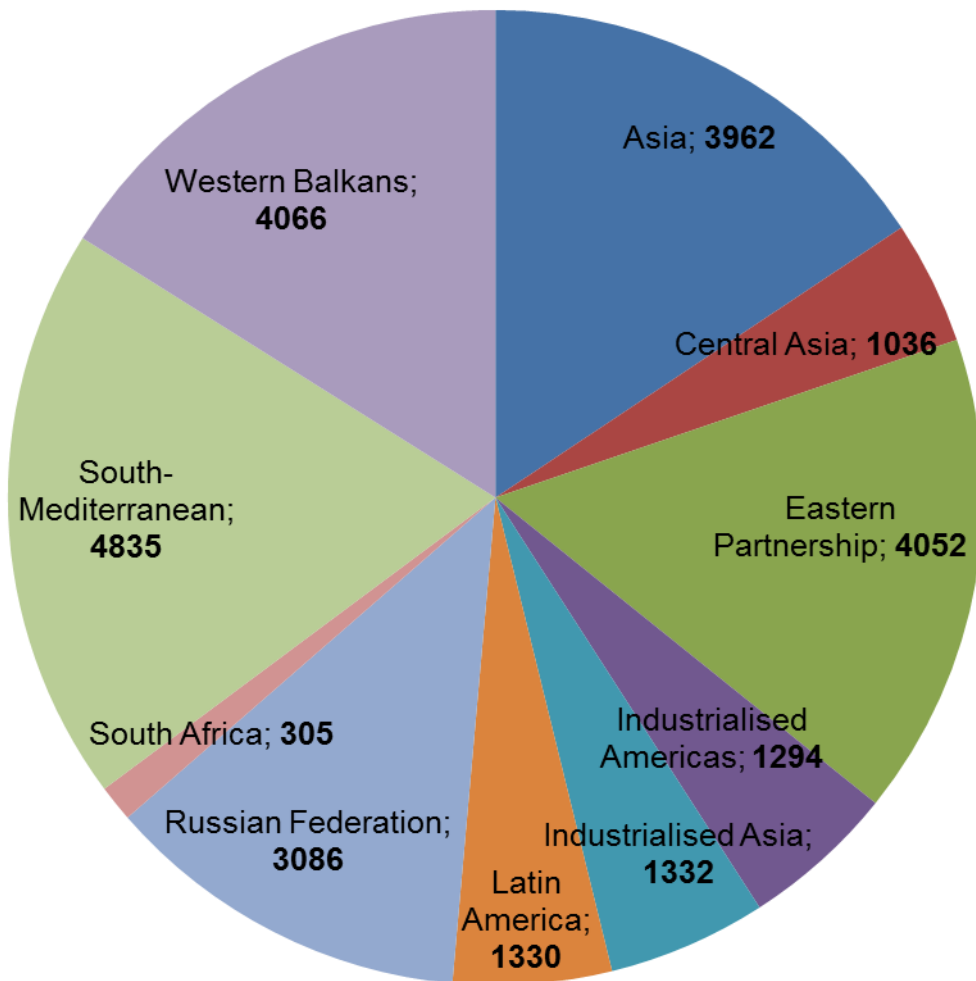


2015 budget consumption by region

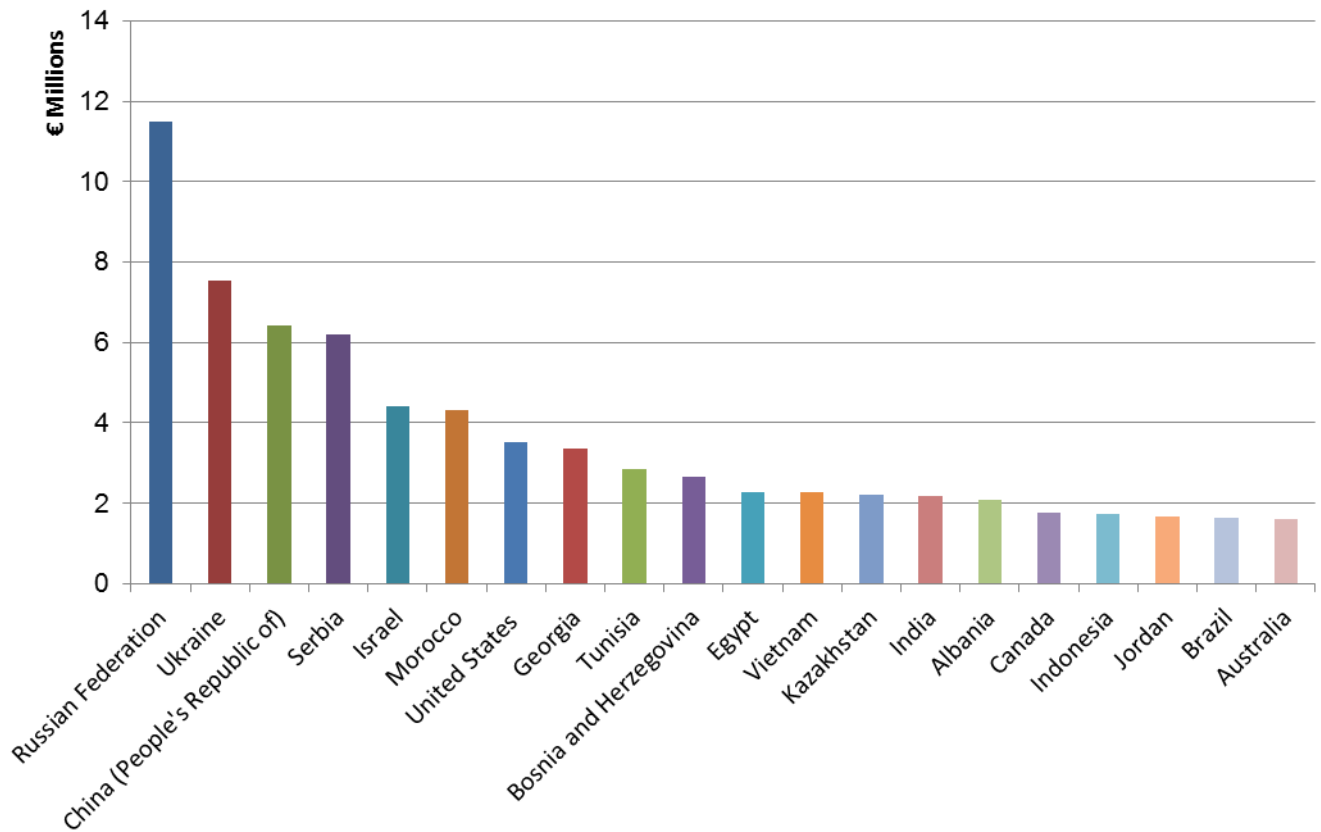
€35 million remaining after Round 1, €10 million after both rounds



Number of mobilities (incoming and outgoing) per region



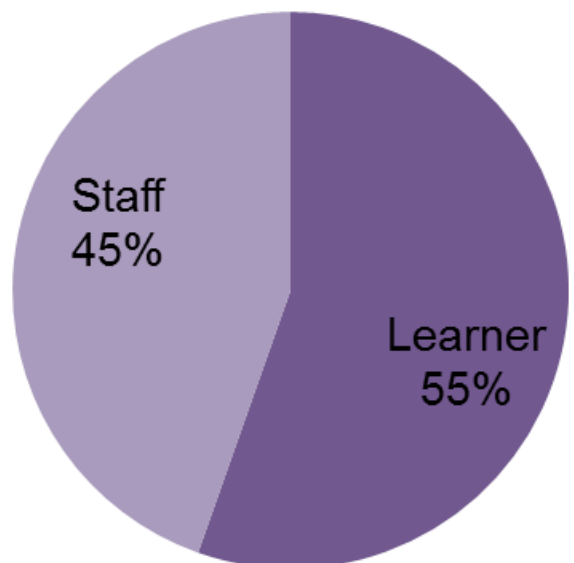
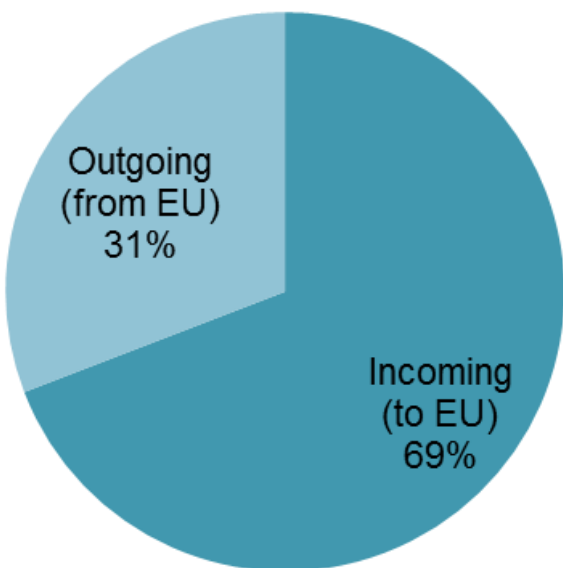
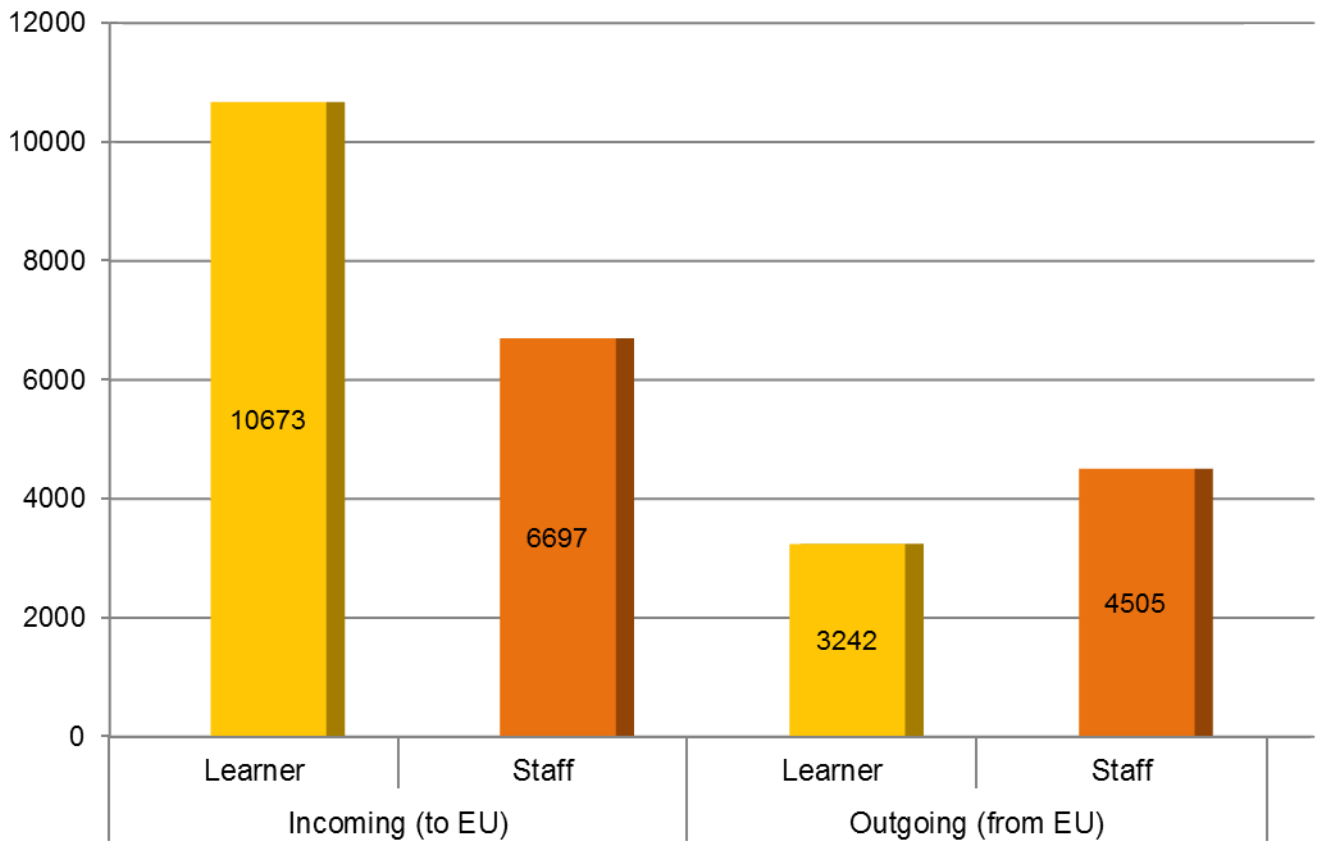
Top 20 Partner Countries based on share of total grant



Most popular Partner Country per region

Budget envelope	Country	Grant	Envelope Total	% of Envelope Total
Asia	China (People's Republic of)	€ 6.498.163	€ 17.308.729	38%
Central Asia	Kazakhstan	€ 2.223.853	€ 3.958.072	56%
Eastern Partnership	Ukraine	€ 7.615.396	€ 15.486.669	49%
Industrialised Americas	United States	€ 3.505.200	€ 5.274.912	66%
Industrialised Asia	Australia	€ 1.603.388	€ 5.639.586	28%
Latin America	Brazil	€ 1.627.521	€ 5.927.508	27%
<i>Russian Federation</i>	<i>Russian Federation</i>	€ 11.525.019	€ 11.525.019	100%
<i>South Africa</i>	<i>South Africa</i>	€ 1.303.124	€ 1.303.124	100%
South-Mediterranean	Israel	€ 4.450.304	€ 19.676.962	23%
Western Balkans	Serbia	€ 6.215.848	€ 13.590.694	46%

Participant profile



HEI with largest grant per Programme Country

Programme Country	Higher education institution	Total grant
Austria	UNIVERSITAET GRAZ	€464.440
Belgium	KATHOLIEKE UNIVERSITEIT LEUVEN	€333.315
Bulgaria	SOFIISKI UNIVERSITET SVETI KLIMENT OHRIDSKI	€489.570
Croatia	SVEUCILISTE U ZAGREBU	€747.612
Cyprus	UNIVERSITY OF NICOSIA	€124.710
Czech Republic	MAZARYKOVA UNIVERZITA	€903.810
Denmark	DANMARKS MEDIE-OG JOURNALISTHOJSKOLE	€333.940
Estonia	TARTU ULIKOOL	€331.110
Finland	TURUN YLIOPISTO	€400.980
Former Yugoslav Republic of Macedonia	UNIVERSITY FOR INFORMATION SCIENCE AND TECHNOLOGY ST.PAUL THE APOSTLE OHRID	€8.360
France	UNIVERSITE DE NICE SOPHIA ANTIPOLIS	€787.973
Germany	FRIEDRICH-SCHILLER-UNIVERSITAT JENA	€1.365.079
Greece	ARISTOTELIO PANEPISTIMIO THESSALONIKIS	€955.167
Hungary	BUDAPESTI CORVINUS EGYETEM	€460.525
Iceland	LISTAHASKOLI ISLANDS	€83.930
Ireland	UNIVERSITY COLLEGE DUBLIN	€179.870
Italy	UNIVERSITA CA' FOSCARI VENEZIA	€1.323.330
Latvia	RIGAS TEHNISKA UNIVERSITATE	€725.654
Liechtenstein	UNIVERSITAT LIECHTENSTEIN	€85.745
Lithuania	VILNIAUS GEDIMINO TECHNIKOS UNIVERSITETAS	€403.230
Luxembourg	UNIVERSITE DU LUXEMBOURG	€234.475
Malta	UNIVERSITA TA MALTA	€146.060
Netherlands	RIJKSUNIVERSITEIT GRONINGEN	€711.636
Norway	UNIVERSITETET I BERGEN	€281.464
Poland	POLITECHNIKA WROCLAWSKA	€683.735
Portugal	UNIVERSIDADE DO PORTO	€867.950
Romania	UNIVERSITATEA BABES BOLYAI	€1.078.035
Slovakia	PANEUROPEAN UNIVERSITY	€330.500
Slovenia	UNIVERZA V LJUBLJANI	€378.261
Spain	UNIVERSIDAD DE GRANADA	€1.829.083
Sweden	LUNDS UNIVERSITET	€606.090
Turkey	MIDDLE EAST TECHNICAL UNIVERSITY	€2.819.022
United Kingdom	MIDDLESEX UNIVERSITY HIGHER EDUCATION CORPORATION	€800.560

Partner Country HEIs involved in 10+ projects

Higher education institution	Partner Country	Estimated number of projects
University of Novi Sad	Serbia	41
University of Belgrade	Serbia	35
Hebrew University of Jerusalem (HUJI)	Israel	33
Ivan Franko National University of Lviv	Ukraine	29
University of Montenegro	Montenegro	19
University of Tirana	Albania	19
Cadi Ayyad University	Morocco	18
University of Sarajevo	Bosnia & Herzegovina	16
Ben Gurion University of the Negev (BGU)	Israel	16
Taras Shevchenko National University of Kyiv	Ukraine	15
University of Kragujevac	Serbia	15
National University of Kyiv-Mohyla Academy (NaUKMA)	Ukraine	15
An-Najah National University, Nablus	Palestine	15
Tel Aviv University (TAU)	Israel	14
National Technical University Of Ukraine - "Kyiv Polytechnic Institute"	Ukraine	14
Hassan II University of Casablanca	Morocco	14
University of Alexandria	Egypt	13
Peking University	China	13
University of Prishtina	Kosovo* UN Resolution	12
University of Haifa	Israel	12
V. N. Karazin Kharkiv National University	Ukraine	11
Cairo University (CU)	Egypt	11
Ilia State University	Georgia	11
Yuriy Fedkovych Chernivtsi National University	Ukraine	10
Saint Joseph's University (SJU)	Lebanon	10
Yerevan State University	Armenia	10
Qafqaz University	Azerbaijan	10
University of Mostar	Bosnia & Herzegovina	10
Belarusian State University	Belarus	10
Ivane Javakhishvili Tbilisi State University	Georgia	10
American University Beirut (AUB)	Lebanon	10
Birzeit University	Palestine	10
Caucasus University	Georgia	10
Odessa I.I.Mechnikov National University	Ukraine	10